

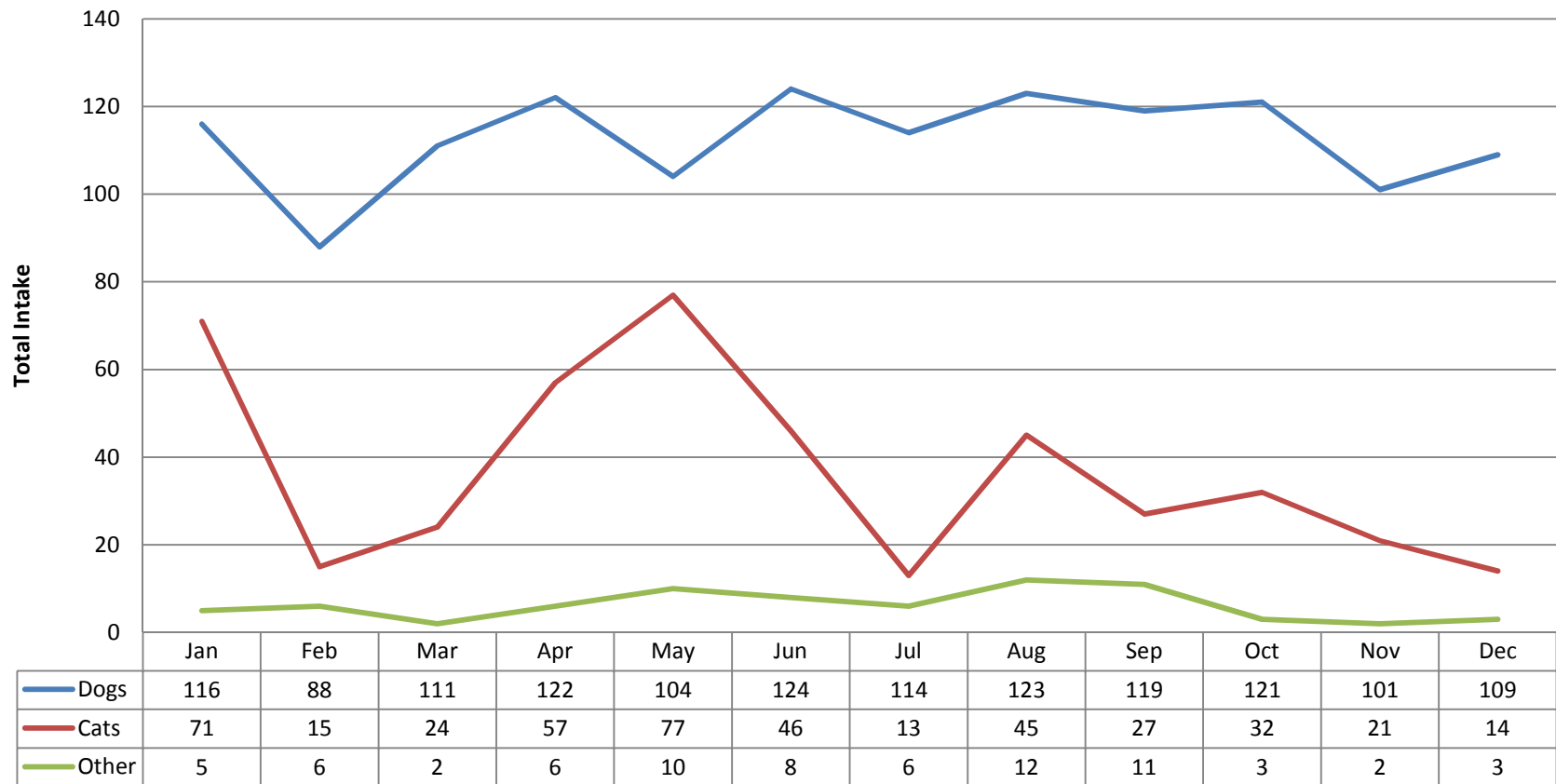
City of Chico Animal Services

Second Year of Operation

Jan 2013 – Dec 2013

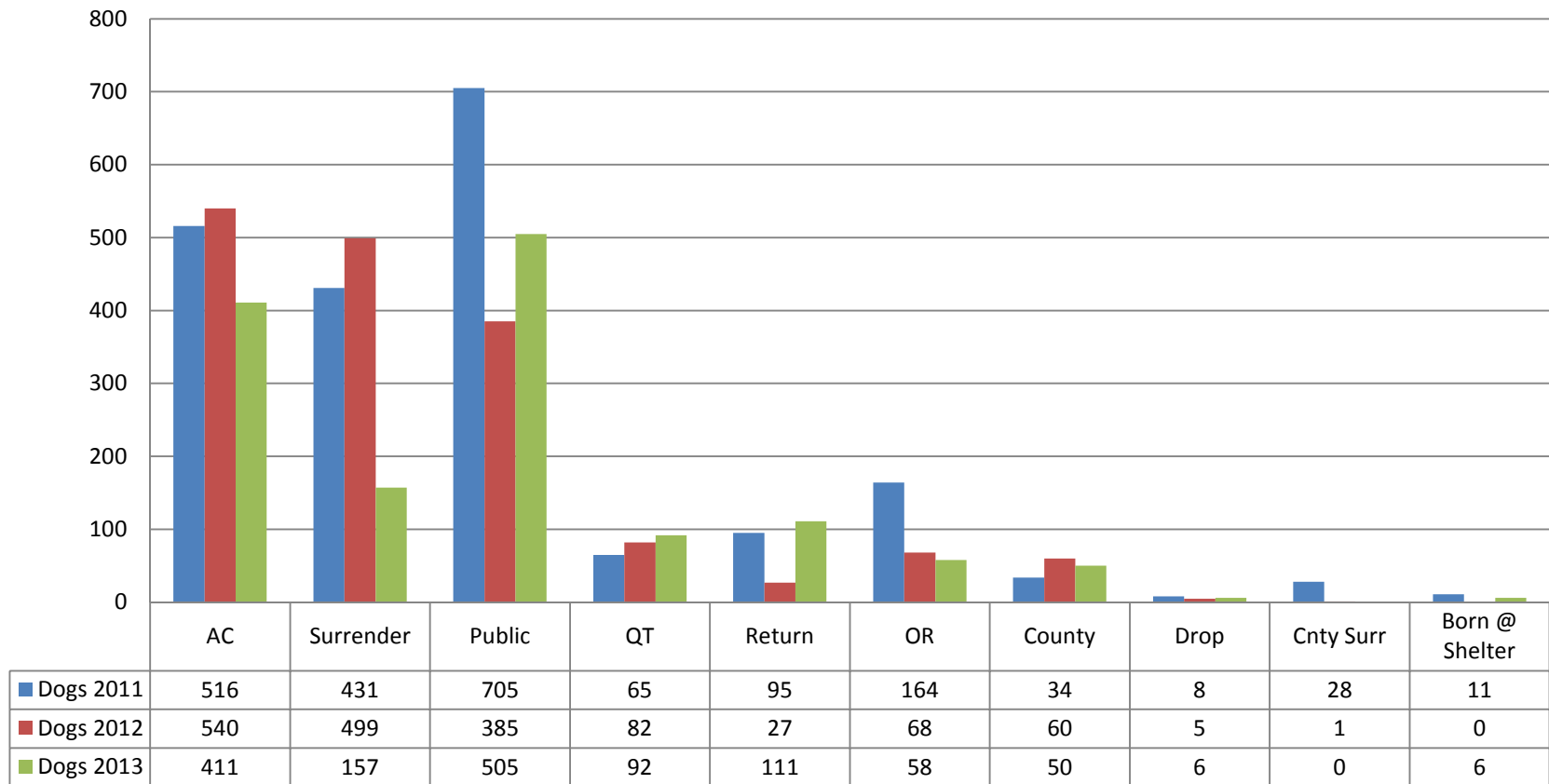
A total of 1,353 dogs, 443 cats, and 73 other live animals were brought to the shelter during 2013. Policy changes went into effect in February which include a waiting list for non-urgent dog surrenders, and no longer taking healthy stray cats. Cat surrenders are now referred directly to Butte Humane Society. The April-May spike is due in part to accepting cats from a hoarding situation.

Intake Numbers



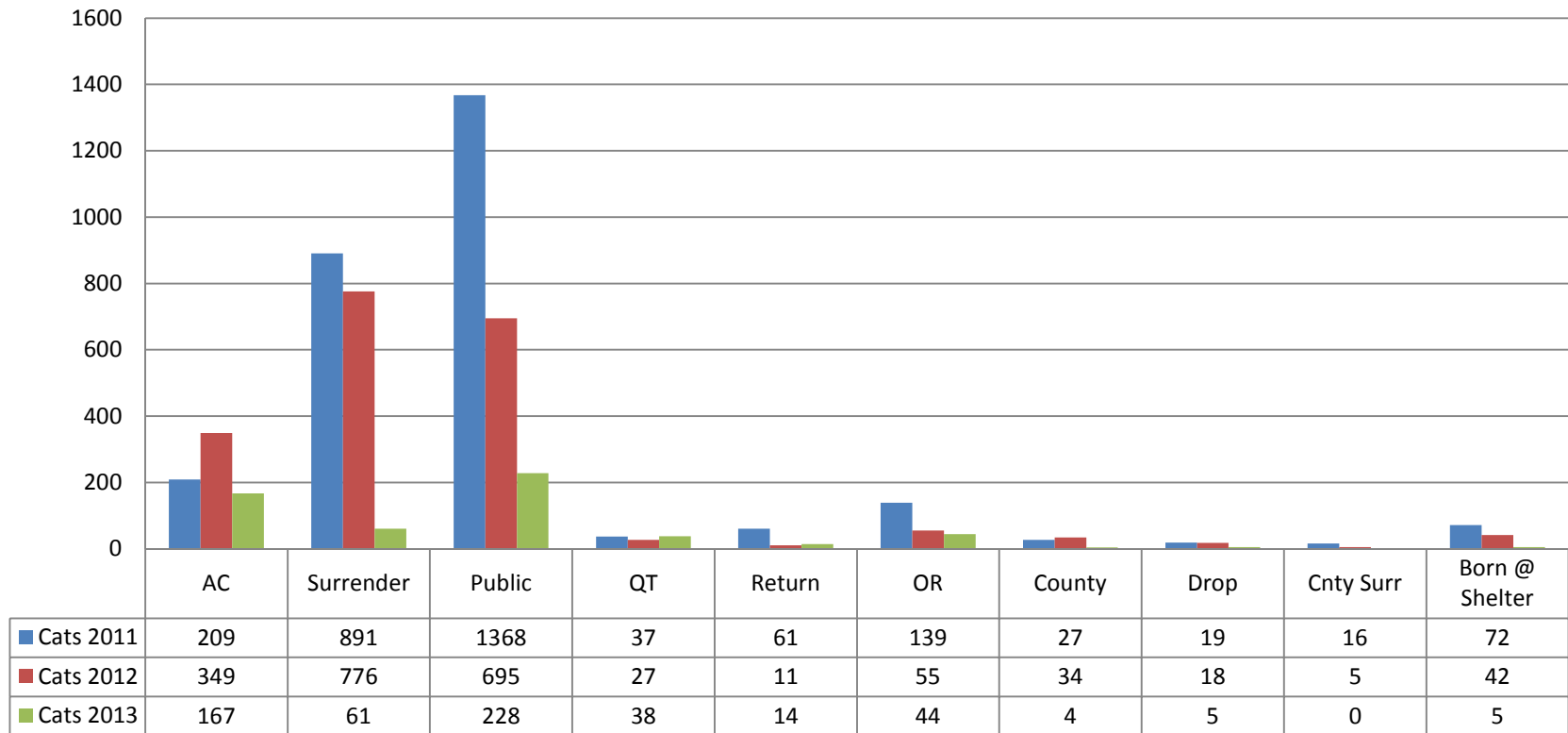
The following charts show the number of animals entering the shelter by source. The number of animals brought in by animal control decreased for all categories. This is likely due to the reduction of animal control officers from three officers to two in July 2013. The number of dogs surrendered decreased due to the use of a waiting list. Even with a short waiting time (2-4 days), many people had either decided to keep their dog or had re-homed them on their own when contacted to bring the dog to the shelter. Dogs are accepted immediately when the situation warrants (eviction, dangerous dog, etc.).

Dog Intake



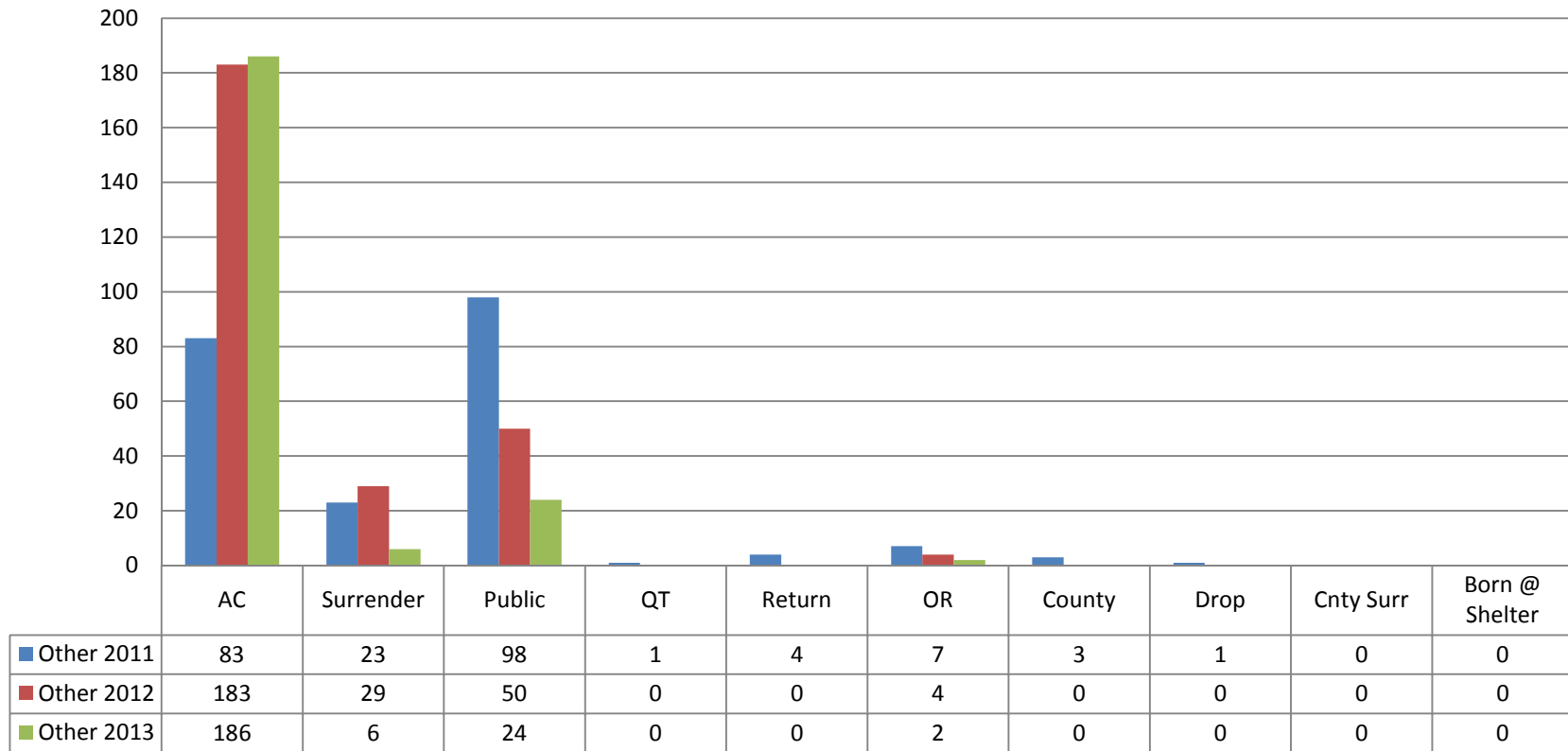
There was a significant decrease in the number of cats brought in by citizens, both surrendered and stray. The City Shelter no longer accepts healthy strays, and refers surrenders to the Butte Humane Society. Before this policy change, surrendered cats were accepted by the shelter and transferred to BHS after a holding period, causing the cats to have to go through two facilities before being put up for adoption. The City is no longer the middleman, saving time, resources and lives. Feral cats are now referred to Neighborhood Cat Advocates for Trap Neuter Return.

Cat Intake



“Other” includes wildlife like squirrels and raccoons, and domestic animals other than dogs and cats, like rabbits, snakes, and chickens.

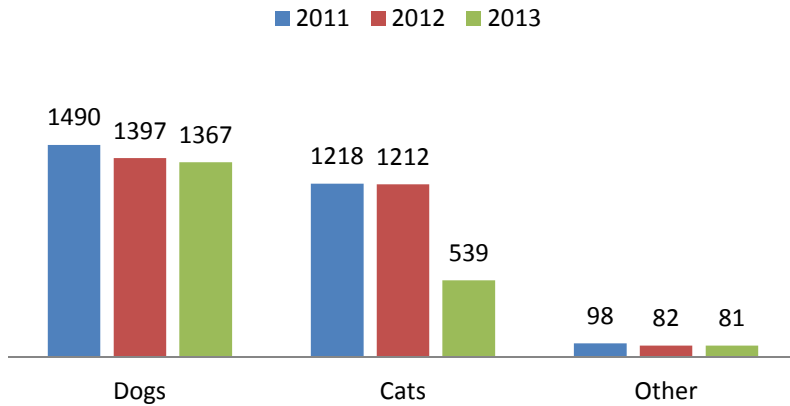
Other Intake



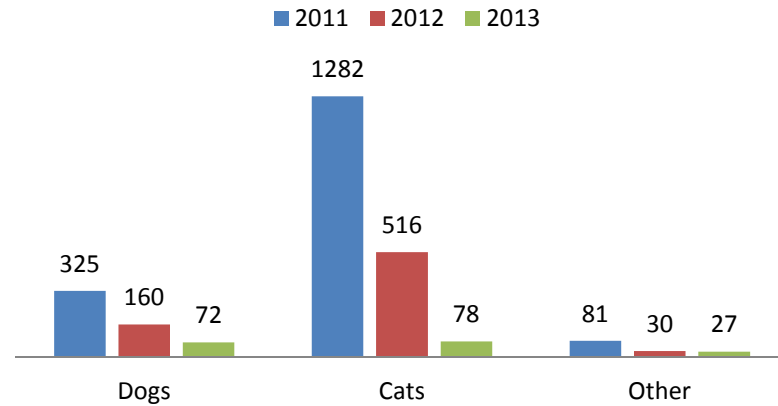
Sources: **AC** – Animal Control, **Surr** – surrendered by owner, **Public** – stray brought in by citizen, **QT** – quarantine, **Return** – returned by adopter (BHS), **OR** – owner request euthanasia, **County** – county stray, **Drop** – left at shelter, **Cnty Surr** – surrendered by owner (county resident)

Outcomes Comparison

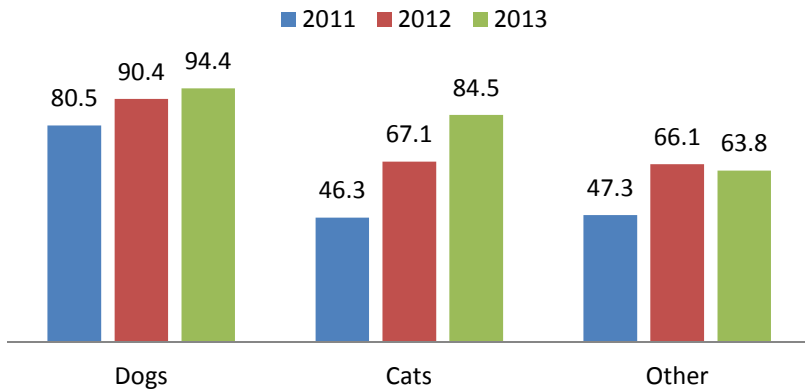
Live Release Totals



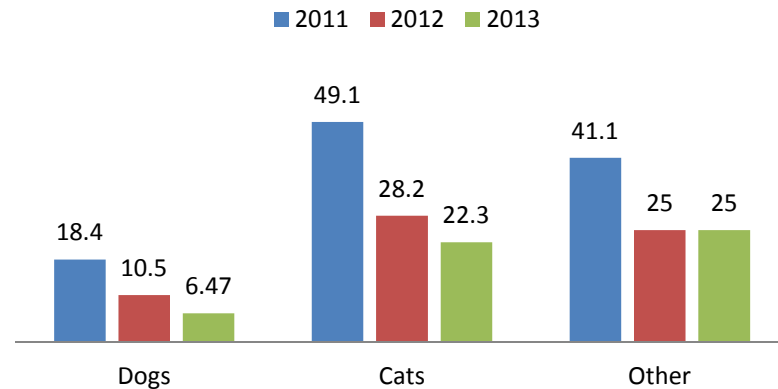
Euthansia Totals



Live Release as Percent of Intake*



Euthanasia as Percent of Intake*



*Intake adjusted for owner requests [live animals – owner request for euthanasia] for comparison to previous years, which were also adjusted. See following chart for percentage of all live animals euthanized, which includes owner requests (not all owner requests were euthanized).

Intake and Release Jan 2013 - Dec 2013

	Dogs	%		Cats	%		Other*	%
Animal Control	411	29.4	Animal Control	167	29.5	Animal Control	186	85.3
Public Strays	505	36.2	Public Strays	228	40.3	Public Strays	24	11.0
Surrenders	157	11.2	Surrenders	61	10.8	Surrenders	6	2.8
Quarantines	92	6.6	Quarantines	38	6.7	Quarantines	0	0.0
Returned	111	8.0	Returned	14	2.5	Returned	0	0.0
Owner Requests	58	4.2	Owner Requests	44	7.8	Owner Requests	2	0.9
County	50	3.6	County	4	0.7	County	0	0.0
Dropped	6	0.4	Dropped	5	0.9	Dropped	0	0.0
County Surrender	0	0.0	County Surrender	0	0.0	County Surrender	0	0.0
Born at Shelter	6	0.4	Born at Shelter	5	0.9	Born at Shelter	0	0.0
	1396			566			218	
Carry (2012)	61			110			9	
DOA	43		DOA	123		DOA	145	
Total Live	1414			553			82	
	Dogs	%		Cats	%		Other*	%
RTO	599	68.6	RTO	33	12.1	RTO	3	4.62
Transfer to BHS	513	36.3	Transfer to BHS	146	26.4	Transfer to BHS	1	
Euthanized	84	5.94	Euthanized	88	15.9	Euthanized	28	34.1
Transfer to Rescue	40		Transfer to Rescue	40		Transfer to Rescue	20	
Tranferred	43		Transferred	0		Transferred	1	
Adopted	73		Adopted	197		Adopted	18	
RTF	10		RTF	13		RTF	0	
Died	3		Died	18		Died	2	
Escaped	2		Escaped	1		Escaped	2	
Rehab	0		Unknown	3		Rehab	6	
Live release	1367	94.4		539	84.5		81	63.8
Remain	47			14			1	

1/15/14 *Other includes wild and domestic animals other than dogs or cats.